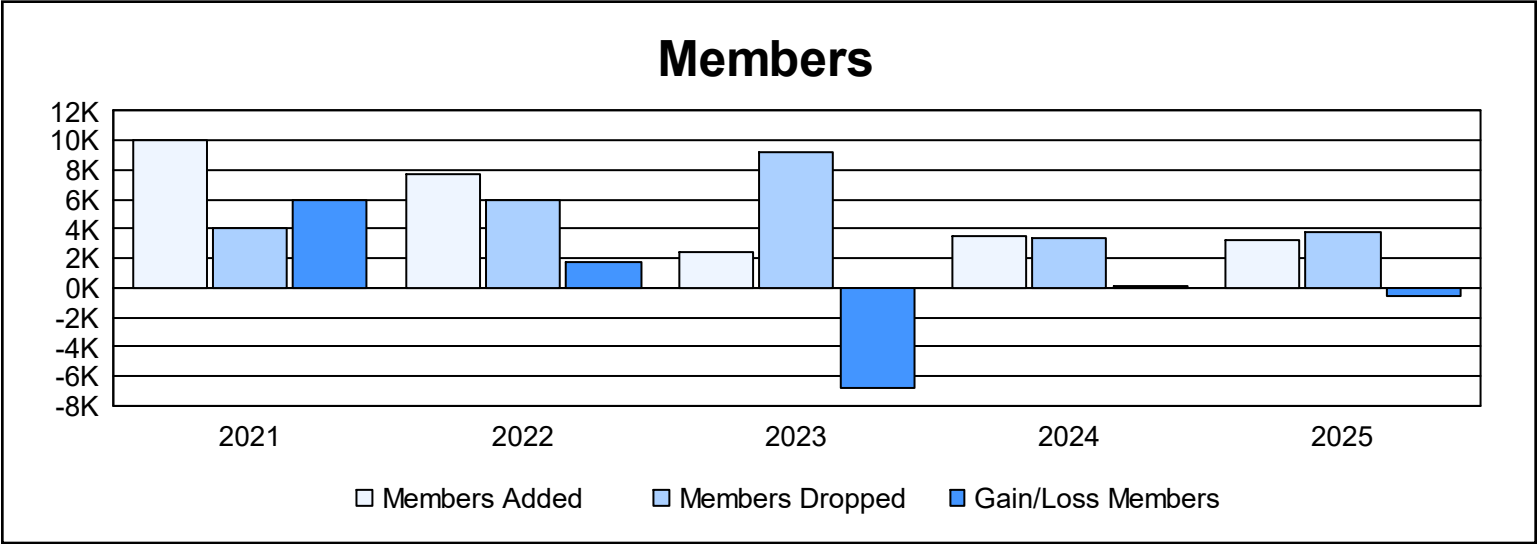
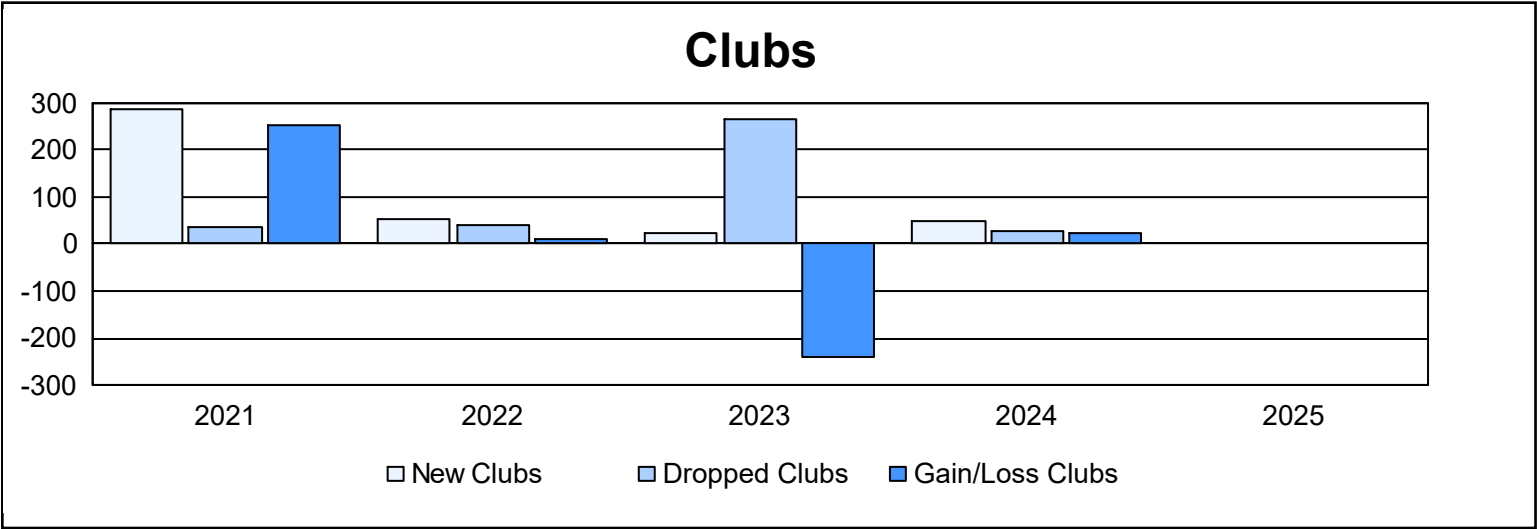
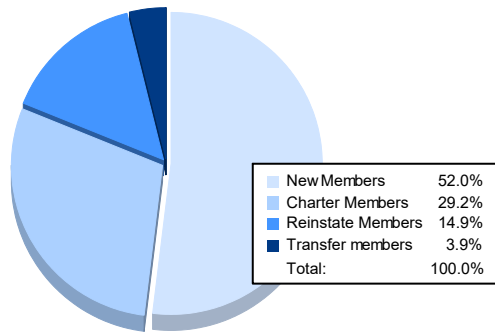


Year	New Clubs	Dropped Clubs	Gain/ Loss Clubs	New Members	Charter Members	Reinstate Members	Transfer Members	Total Member Added	Total Members Dropped	Gain/ Loss Members
2020-2021	287	35	252	3,183	6,453	299	71	10,006	4,042	5,964
2021-2022	51	42	9	4,741	2,560	416	64	7,781	5,985	1,796
2022-2023	25	263	-238	1,248	831	121	229	2,429	9,220	-6,791
2023-2024	49	27	22	1,671	1,376	270	202	3,519	3,421	98
2024-2025				1,656	928	474	125	3,183	3,743	-560
Average	103	92	11	2,500	2,430	316	138	5,384	5,282	101



### Membership Composition June 2025 Cumulative



### Gender Composition June 2025 Cumulative

